



Wallenium Focus Room

BIG TEAMS. BIGGER PURPOSE. CUSTOM MEASUREMENTS.

From strategic planning and innovation sessions to urgent response meetings, this pod adapts. Spacious, versatile—almost loft-like in another life.



1 – 20+ people

Modularity That Fits You

Design your own size, expand with modules, or split into smaller setups—reconfigure anytime with ease.

Agile by design

The floorless structure makes setup simple and ideal for shaping smart, attractive spaces.

Unmatched privacy, both ways

Engineered for performance—blocks up to 41 dB of external noise. Office-tested. Workplace-ready.

Comfort without compromise

Speech-optimized acoustics. Echo-free calm. Smart LEDs and ventilation with over 2× the standard airflow — quietly powerful.

Movable

The prefabricated build makes setup, breakdown, and reassembly simple.

Room to move

Sit, stretch, stand—this pod gives you space to breathe.

Customized your way

Modular panels and custom measurements. Swappable trims. Materials and colors that match your vision.

Built to last. Designed to care

Fully renewable, responsibly made, and low-impact throughout its lifecycle. EPD certified partitions. Manufactured using 100% renewable electricity.

Interior colour



Dark Grey

Optional custom colors and veneer

Exterior colour



White

Black

Silver

Ceiling



Acoustic Anthracite

Sand

Floor

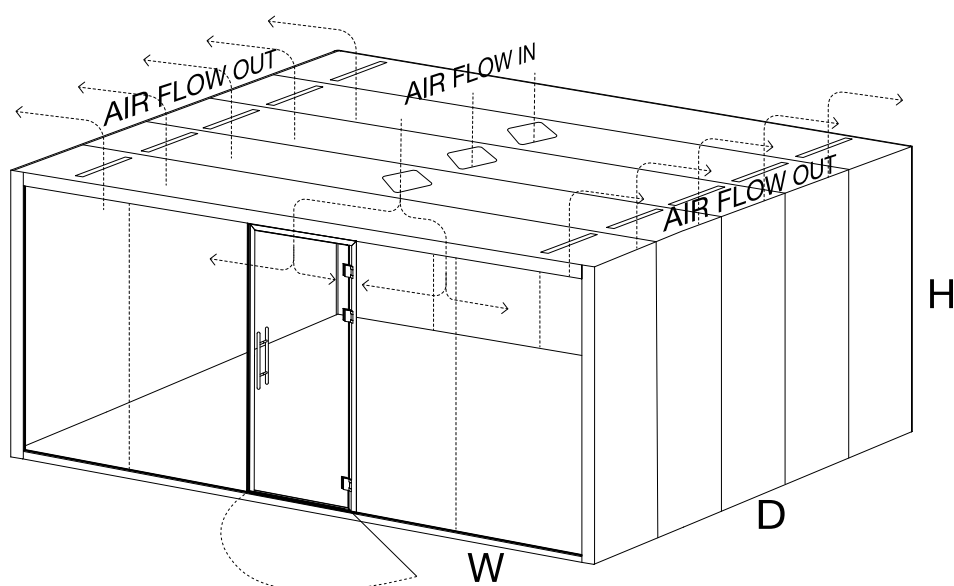
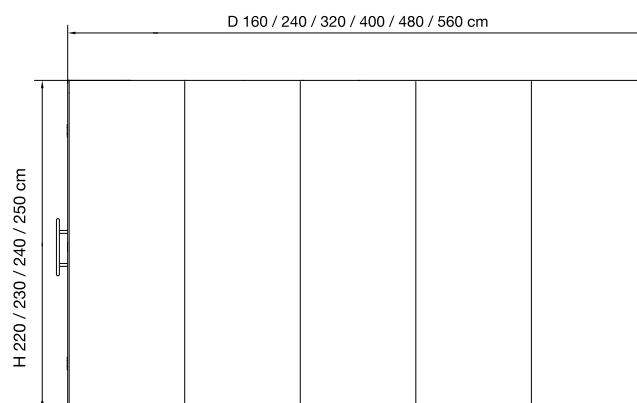
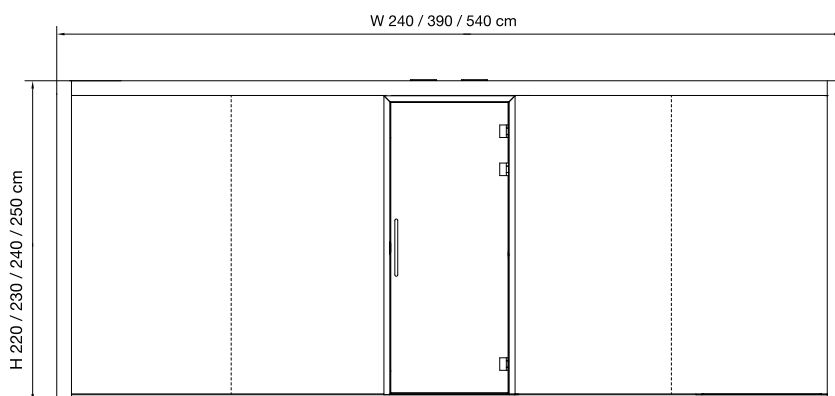


Light Grey

Dark Grey

Black

Optional antistatic and stain resistant carpet



Standard product exterior sizes

Width (W): 240 / 390 / 540 cm

Depth (D): 160 / 240 / 320 / 400 / 480 / 560 cm

Height (H): 220 / 230 / 240 / 250 cm

Standart product interior sizes


Width (W): 214 / 364 / 514 cm

Depth (D): 150 / 230 / 310 / 390 / 470 / 550 cm

Height (H): 205 / 215 / 225 / 235 cm

Technical specifications

Exterior size (W x D x H)	min 240 x 160 x 220 cm / max 540 x 560 x 250 cm
Interior size (W x D x H)	min 214 x 150 x 205 cm / max 514 x 550 x 235 cm
Weight (net)	Weight determined by selected configuration.
Exterior	Side panels and front and back trims: Laminates, metal & veneered sheets, easily exchangeable.
Glass	Sound Control laminated safety glass Rw40dB.
Walls/structure	Sandwich element and structure of wood and natural mineral wool.
Roof	Sandwich element and structure of wood and natural mineral wool.
Floor	Optional.
Carpet	Optional - Antistatic and stain resistant low loop pile carpet for public spaces.
Door	Various door types can be used, including glass, wood, or veneered finishes. Door handedness (left or right swing) must be specified. Possible to install doors on every side of the pod.
Furniture	Supplied without furniture-customizable by the customer.
Air ventilation	Low energy-consumption automatic air circulation system.
Electrical connections	Option 1: 3 x 110-240 V (10 A) Option 2: 2x 110-240 V (10 A) + USB-A+C Option 3: 2x 230 V (10 A) + 1x USB-A+C +1x RJ45 Other power and data options available upon request
Power cord	5m long cord with plug type depending on the region. Connection either from the top or bottom of the pod.
Lighting	3000 K or 4000 K automatic LED lightning (starts 28 W, 3000 lm). Low consumption, energy efficient. With control panel.
Airborne sound insulation R'w	Blocks up to 41 dB of external noise. Office-tested.
Control panel	Airflow dimmer. Light brightness dimmer. Light temperature selection.



All sizes customizable



All sizes customizable



Door options

Hinged door

Aluminium profile, wooden or portal door.



Door options

Sliding door


Aluminium or wooden profile



Extra features



Screen bracket on glass and wall



Occupancy light



Sprinkler prep

Additional power outlet	Customizable.
LAN/RJ45/HDMI connections	Customizable.
Screen bracket on walls	
Booking system bracket	
Frosted film on glass	
Sprinkler prep	Knockout with a tube inside. The ceiling module for housing a sprinkler. Does not include a sprinkler. Sprinkler needs to be installed by a certified company.
Extra door	Customizable.
Air Conditioning prep	Does not include AC device. AC can be added according to the project.

OPTIONS FOR SURFACES

Standard colors



Snow White

Black

Silver Grey


Veneer



Oak Veneer

Dark Oak Veneer

Extra colors



Cotton

Basalt

Coal

Bambus

Mint

Jade

Opal

Eden

Marshmallow



Myosotis

Paprika

Mango

Indian Summer

Hot Pepper


Azurite

Blue Timber

Storm Grey

Frozen Blue

Standard interior wall



Acoustic Anthracite

Sand

Standard interior ceiling



Acoustic Anthracite

Sand

Standard floor




Light Grey

Dark Grey

Black

Standard profiles



White

Anodized

Black

Textile sides



Depth

Fossil

Barnacle

Mussel

Quartz

Shell

Ripple

Whelk

Limpet

Rock Pool

Wave

Tide

Sea Grass

Algae

Kelp

Sea Foam

Urchin

Abalone

Driftwood

Sandstone

Beach Comber

Salt

Cockle

Crab

Clay

Shrimp

Pepple



Fully upcycled Furniture textiles with 70% marine plastic content